



STANDARD
ACCESS

SCANCLIMBER®

MAST CLIMBER
SC3500L



SC3500L

Mast Climber

The SC3500L mast climbing work platform is a middle weight lifting machine and working platform - all in one package. It is well suited to any building and restoration projects with limited operation spaces. Required lifting capacity varies between 1 to 4 tonnes.

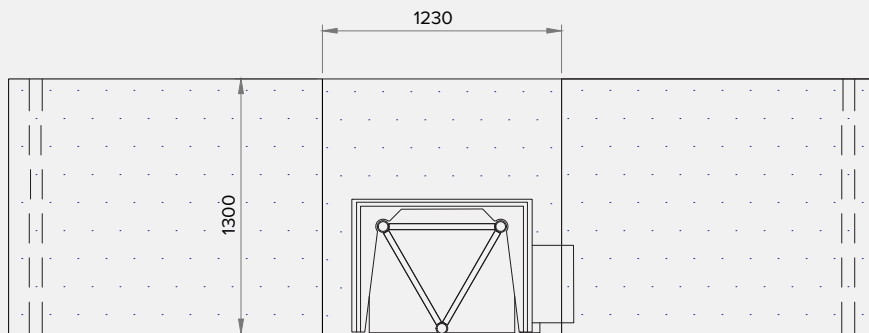
The 1.3 m wide platform provides enough space for workers to complete their job in comfort but still requires only little room on site. An electrically powered lifting mechanism drives the platform at a speed of 9.5 meters per minute with a push button control. The SC3500L also comes with the option of 1800mm high mesh handrails to offer extra safety to both workers on the platform and those below.

SC3500L combines low ownership and rental costs with versatility, reliability and safety. It is the ideal access solution for a wide variety of trades: glazing, EIFS, painting, roofing, caulking, restoration, inspection, cleaning, maintenance, etc. Compact and highly adaptable, the SC3500L offers platform extensions to achieve a range of configurations which can accommodate various facades.

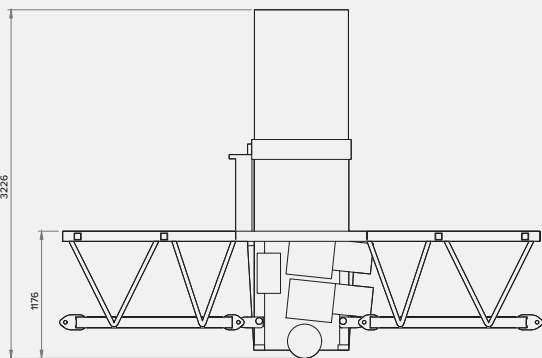


SC3500L

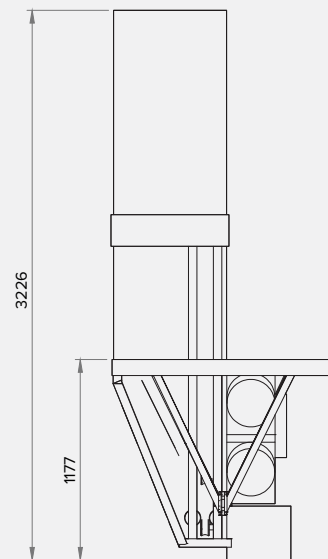
Platform with Lifting Frame



PLAN VIEW



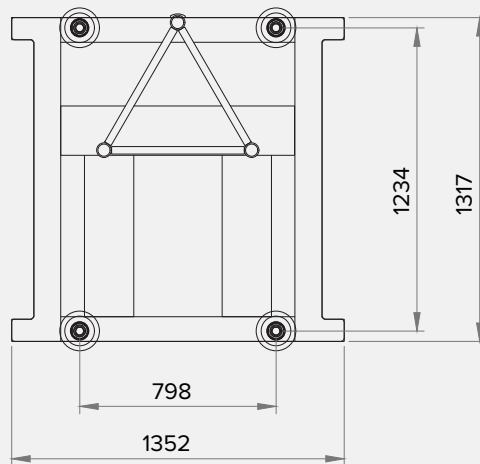
ELEVATION VIEW



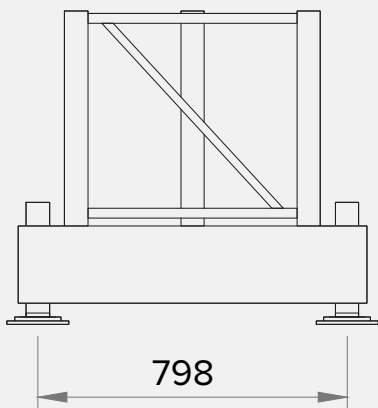
SIDE VIEW

SC3500L

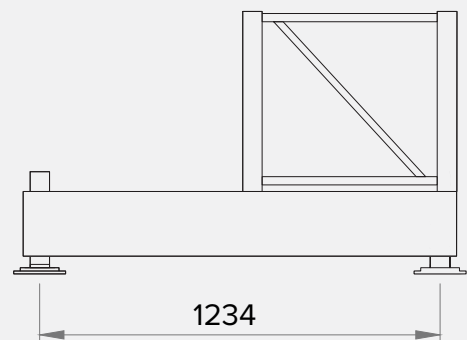
Chassis Without Outriggers



PLAN VIEW

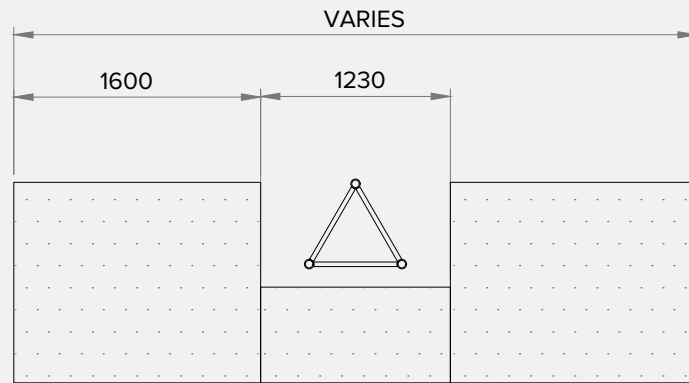


ELEVATION VIEW

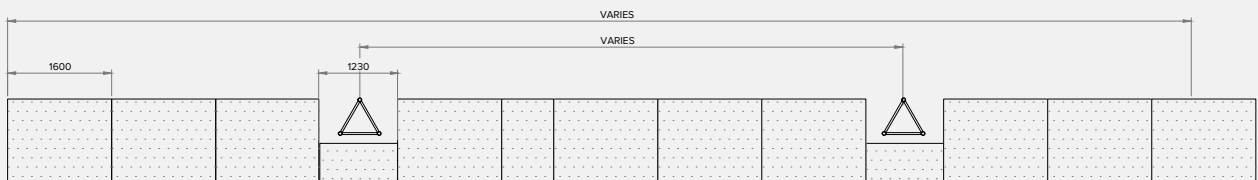


SIDE VIEW

SC3500L



SINGLE MAST



TWIN MAST

SCANCLIMBER®

SCANCLIMBER is the world's technology leader in mast climbing equipment for both temporary and permanent installations. The company has its corporate head office in Pirkkala, Finland and manufacturing in Gniezno, Poland. The company employs more than 200 staff in Europe and Asia. Scanclimber creates value for its customers with high quality, reliable and flexible vertical access solutions.

Technical Data SC3500L

	SINGLE MAST	TWIN MAST
Maximum platform length	12.43m	41.73m
Lowest transport height	1.55m	1.55m
PLATFORM SECTIONS		
- 1.60m	110kg	110kg
- 0.80m	70kg	70kg
MAST SECTION		
- length	1.50m	1.50m
- weight	67kg	67kg
ELECTRIC SYSTEM		
- power lifting machinery	2x2.5kW	4x2.5kW
- supply voltage/frequency	400/50V/Hz	2x400/50V/Hz
- control voltage	48VAC	2x48VAC
- maximum starting current	60A	120A
- maximum power consumption	8kVa	16kVa
- power supply fuses	3x16A	3x16A + 3x16A
SAFETY DEVICES		
- mechanical safety brake	✓	✓
- manual emergency lowering system	✓	✓
- functional limit switches on the top and bottom of the mast	✓	✓
- final limit switches on the top and bottom of the mast	✓	✓
- spring-loaded disk brakes, torque 40Nm	✓	✓
- inductive mast sensor	✓	✓
- residual current device	✓	✓
- safety railing (height 1.10m) and toeboards	✓	✓
- automatic platform level control system on twin mast version	✓	✓

*Data based on a standard configuration