



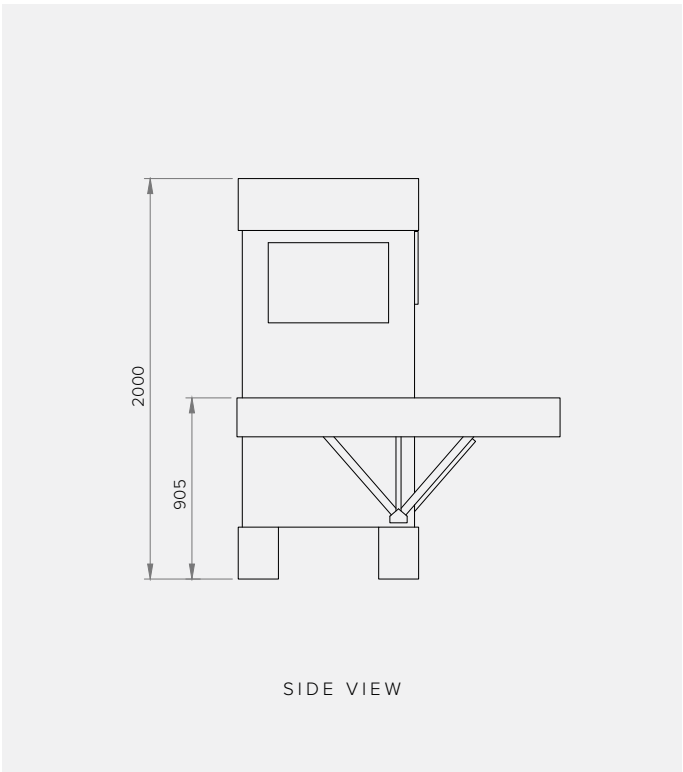
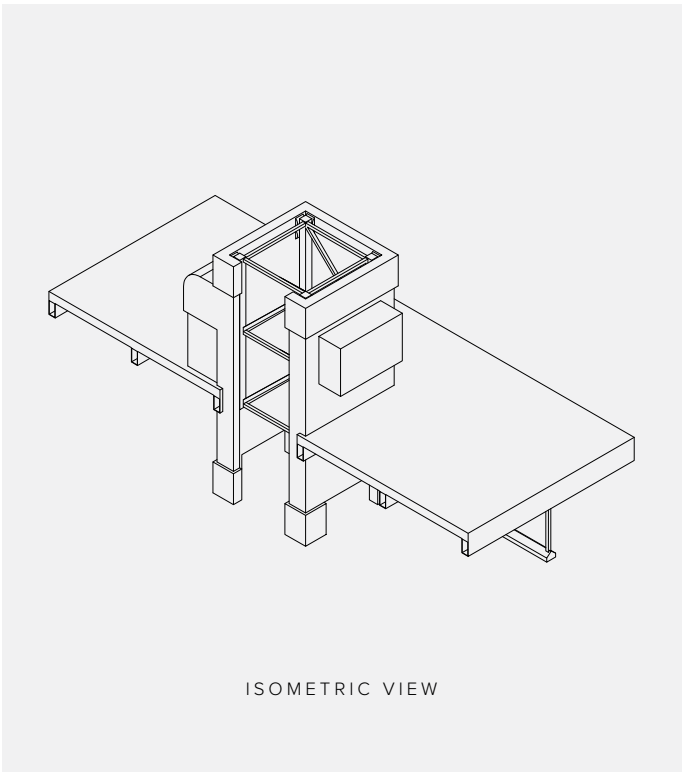
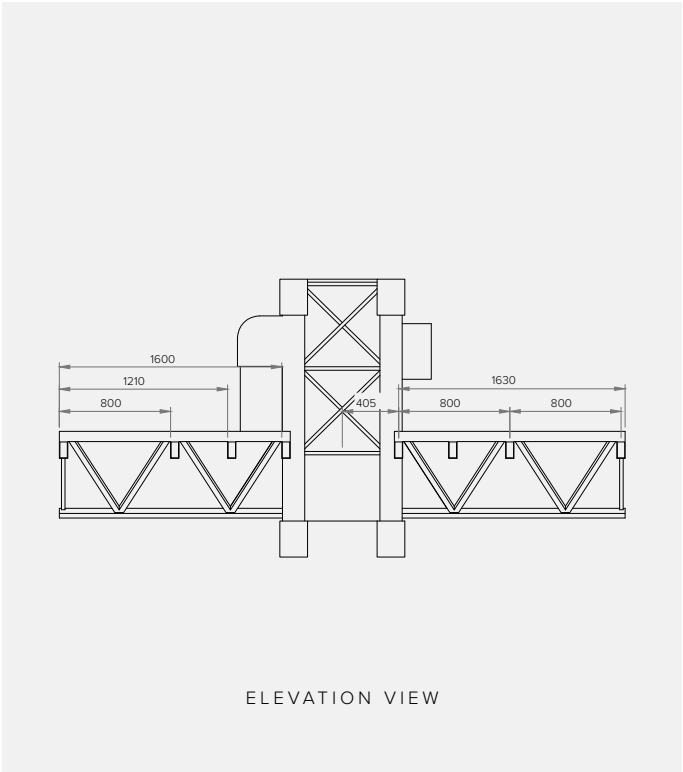
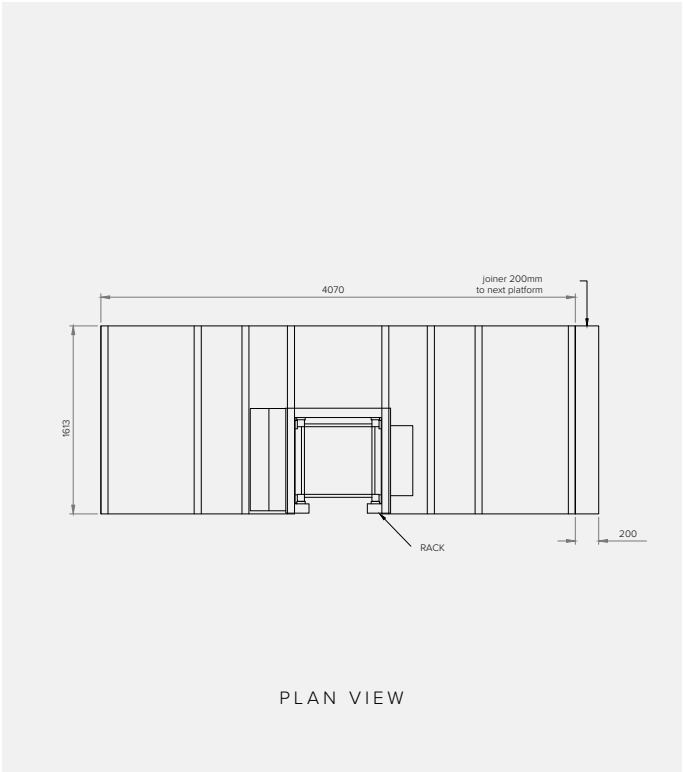
SCANCLIMBER®

MAST CLIMBER
SC6000



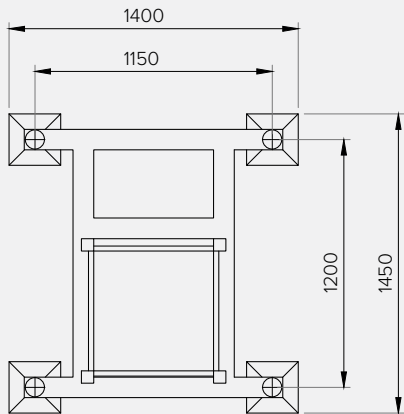
SC6000

Mast Climber
(Platform with lifting frame)

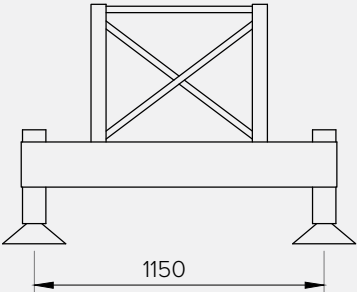


SC6000

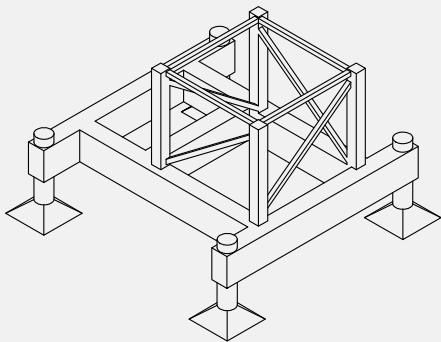
Mast Climber
(Mini Chassis)



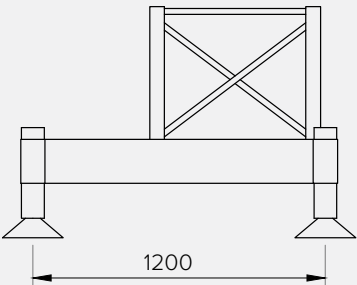
PLAN VIEW



ELEVATION VIEW



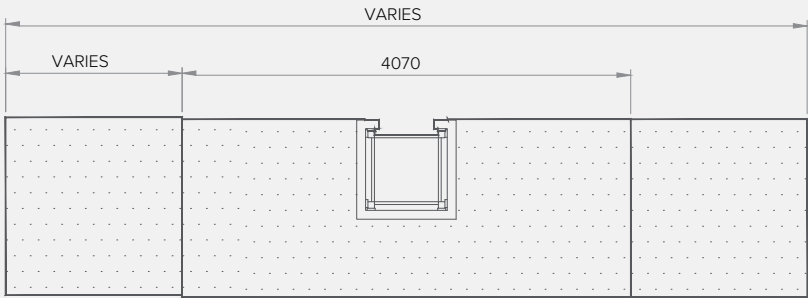
ISOMETRIC VIEW



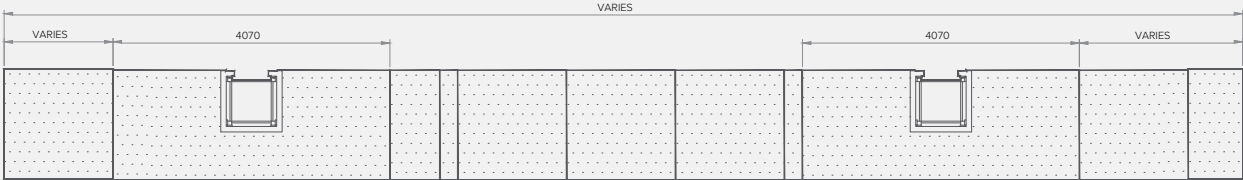
SIDE VIEW

SC6000

Mast Climber
(Single Mast & Twin Mast)



SINGLE MAST



TWIN MAST

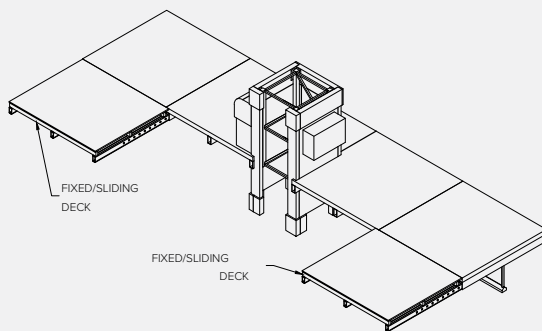
SC6000

Mast Climber

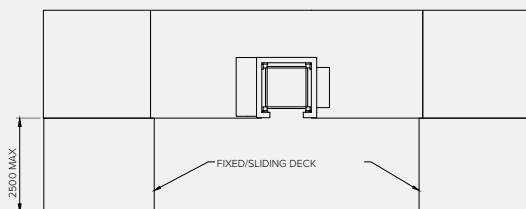
(Components)

FIXED DECK / PROFILING / SLIDING DECK

- Max loading: 2 persons + tools (240 kg) per 1.6 m platform section
- Can be either fixed/profiled or sliding
- Can be used in both single and twin mast climbers
- Max length: 2.5 m



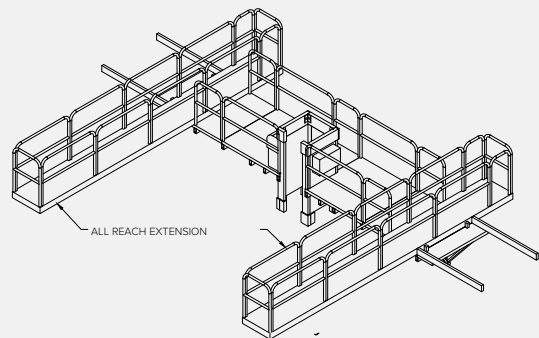
ISOMETRIC VIEW



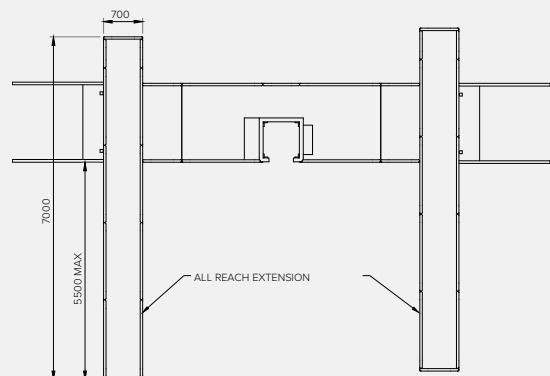
PLAN VIEW

ALL REACH EXTENSIONS

- Provides access to complex structures
- Max loading: 2 persons + tools (240 kg)
- Max slide out from main platform edge: 5.5 m
- Slew angle: $\pm 45^\circ$
- Can slide along main platform length
- 700 mm wide by 7 m long



ISOMETRIC VIEW



PLAN VIEW

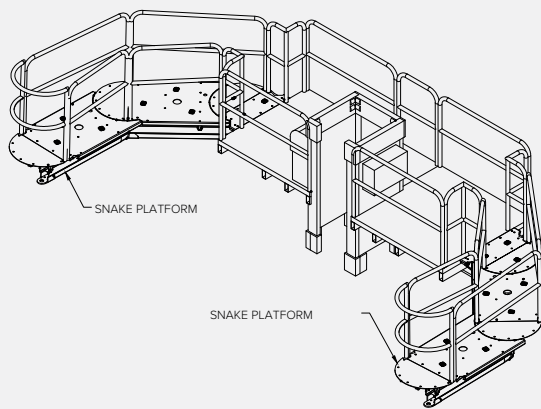
SC6000

Mast Climber

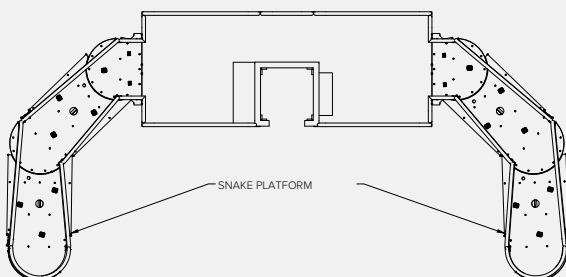
(Components)

SNAKE PLATFORM

- Suitable for working on round, curved, and cone-shaped surfaces
- Loading depends on platform configuration



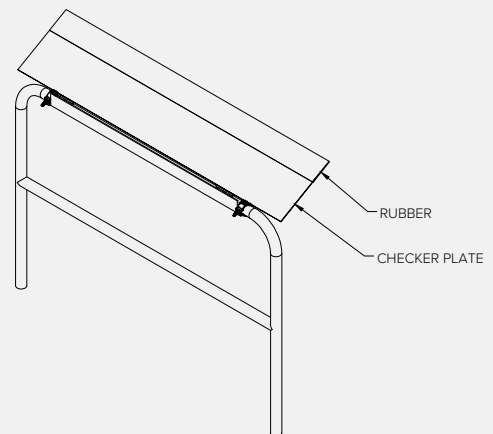
ISOMETRIC VIEW



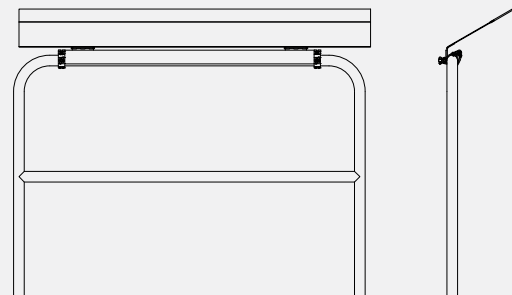
PLAN VIEW

DROP DOWN FLAP

- Prevents objects from falling off the platform
- Made of rubber material to protect the facade



ISOMETRIC VIEW



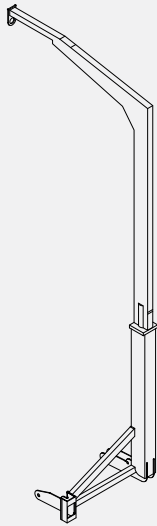
PLAN VIEW

SC6000

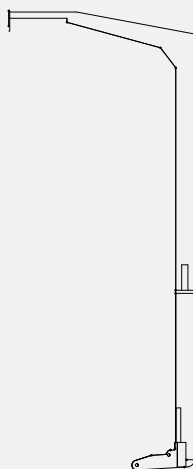
Mast Climber
(Components)

JIB CRANE / MAST ASSEMBLY CRANE ARM

- To assist in mast/platform assembly



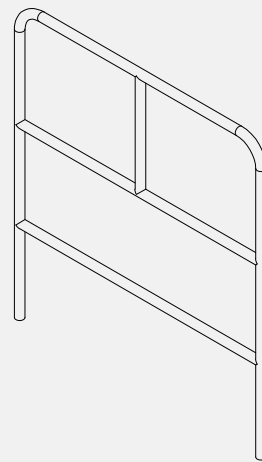
ISOMETRIC VIEW




ELEVATION VIEW

1800MM HANDRAIL EXTENSION

- Extended handrail for the ends of the platform and the side opposite the building



ISOMETRIC VIEW



ELEVATION VIEW

SCANCLIMBER®

SCANCLIMBER is the world's technology leader in mast climbing equipment for both temporary and permanent installations. The company has its corporate head office in Pirkkala, Finland and manufacturing in Gniezno, Poland. The company employs more than 200 staff in Europe and Asia. Scanclimber creates value for its customers with high quality, reliable and flexible vertical access solutions.

Technical Data SC6000

	SINGLE MAST	TWIN MAST
Platform length	4.1m - 16.9m	13.4m - 44.6m
Maximum height with mast anchored	100m (higher mast by request)	100m (higher mast by request)
Distance between anchors	18m	18m
Lifting speed	11.3m/min	11.3m/min
Mast selection, hot-dip galvanized	1.25m/82kg	1.25m/82kg
ELECTRIC SYSTEM		
Lifting motors	2x400V/50Hz/5.5kW, 3phase/32A	4x400V/50Hz/5.5kW, 3phase/32A
Drive motor	400V/1.1kW	2x400V/1.1kW
SAFETY DEVICES		
Overspeed safety brake	✓	✓
Emergency stop and limit switches	✓	✓
Electromagnetic brake	✓	✓
Phase squency relay	✓	✓
Residul current device	✓	✓

*Data based on a standard configuration